

# Contact



18004198699



[www.watersignasia.com](http://www.watersignasia.com)



[info@watersignasia.com](mailto:info@watersignasia.com)



## MANUFACTURED AND MARKETED BY

WATERSIGN ASIA PRIVATE LIMITED  
plot No. 17B, Electronics Complex, Industrial Area, Kushaiguda,  
Hyderabad, Telangana-500062



High Adhesion, Non-Shrink Chemical Water-Resistant Epoxy Grout Exclusive for Waterbodies and Swimming Pools



High Performance 2 Component Epoxy Grout  
For Tile Joints




- Solid bonding
- Resists stains
- stain free finish
- Durable
- Easy to apply
- uniform colours




## Watersign Epoxy Grout colours chart




[960]  
Synthetic Iron Oxide Orange




[110]  
Synthetic Iron Oxide Red




[357]  
Synthetic Iron Oxide Black



[686]  
Synthetic Iron Oxide Brown



[836]  
Synthetic Iron Oxide Green



[313]  
Synthetic Iron Oxide Yellow



[310]  
Synthetic Iron Oxide Blue



### APPLICATION PROCEDURE:

#### PREPARATION OF THE SUBSTRATE:

Before Filling EPOXY GROUT ensure that ceramic surfaces are clean.

#### MIXING RATIO

A Component 4.5 kg Epoxy Resin B Component 0.5 kg Epoxy Hardner

#### APPLICATION

The Watersign Epoxy is filled with plastic or hard rubber trowel. Excess material is removed from the joints. In-deep joints the first applied material collapses in the joint. Make sure that the joint is fully filled. Depending on the ambient and surface temperature, wait for 15-30 minutes, The surface is cleaned with help of a suitable sponge and hot detergent water & the joints are finalized. Sponge must be replaced frequently during cleaning.

#### CLEANING CERAMICS

Epoxy based joint fillers form a film layer over the ceramics. Tiles layer should be thoroughly cleaned. Final film layer on the ceramics should be cleaned 4 to 10 hrs. After the application with help of suitable sponge and warm detergent water & the surface should be wiped off by adding 10% alcohol to the final cleaning water.

#### COVERAGE

Coverage is 1200 gr/m<sup>3</sup> for 10x10 cm ceramic and 4 mm joint width. TECHNICAL FEATURES Application time 45 minutes. Open to pedestrian traffic after 7 days

#### SHELF LIFE

Shelf life is 2 years from the date of production when stored properly at +5°C to +45°C, Room temperature, away from direct sunlight. Opened packages should be kept tightly closed in suitable storage conditions and used within 1 week

